




# GRANTI I PERFORMANCËS GRANT UČINKA PERFORMANCE GRANT



## EVALUATION OF INDICATORS OF THE PERFORMANCE GRANT

### MUNICIPALITY OF SKENDERAJ/SRBICA



**Republika e Kosovës**  
Republika Kosova-Republic of Kosovo  
Qeveria e Kosovës-Vlada Kosova-Government of Kosova

MINISTRIA E ADMINISTRIMIT TË PUSHTETIT LOKAL  
MINISTRASIVO ADMINISTRACIJE LOKALNE SAMOUPRAVE  
MINISTRY OF LOCAL GOVERNMENT ADMINISTRATION

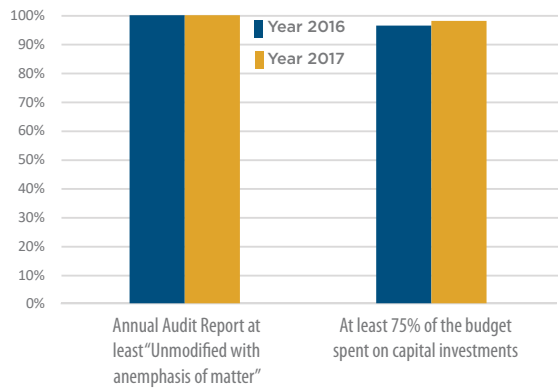


Schweizerische Eidgenossenschaft  
Confédération suisse  
Confederazione Svizzera  
Confederaziun svizra

**Swiss Agency for Development  
and Cooperation SDC**

## Minimum conditions

The Municipality of Skenderaj/Srbica has qualified for the 2019 Performance Grant. The level of budget spending on capital investments in 2016 was **96.40%**, whereas in 2017 for the same category the level of spending was **98.00%**.



## Overall performance

### Performance of 2016

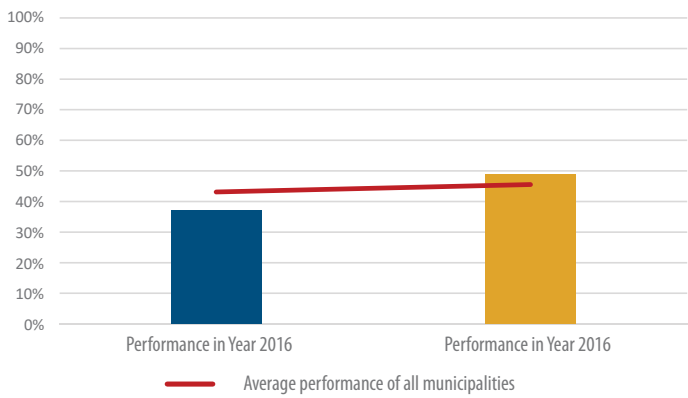
The performance of the Municipality of Skenderaj/Srbica in the 19 assessed indicators is 23 points from a total of 62 points possible (**37.10%**).

The average performance of all municipalities is **43.08%**.

### Performance of 2017

The performance of the Municipality of Skenderaj/Srbica in the 24 assessed indicators is 44 points from a total of 90 points possible (**48.89%**).

The average performance of all municipalities is **45.50%**.



## Field I – Democratic Governance

### Year 2016

11 points out of a total of 32 possible points in this field **(18.75%)**.

This field includes three sub-fields:

- **Role of Municipal Assembly as supervising body 73.33%**
  - 4 indicators
- **Citizens' participation and consultation 0%**
  - 3 indicators
- **Inclusiveness 0%**
  - 2 indicators

The average performance of all municipalities in this field is **45.64%**.

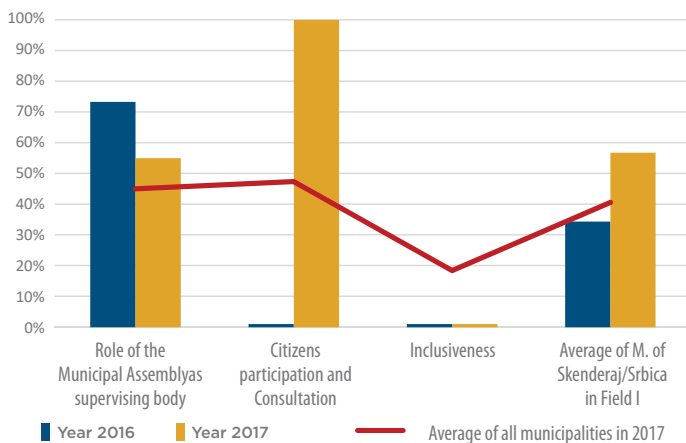
### Year 2017

21 points out of a total of 37 possible points in this field **(56.76%)**.

This field includes three sub-fields:

- **Role of Municipal Assembly as supervising body 55%**
  - 5 indicators
- **Citizens' participation and consultation 0%**
  - 3 indicators
- **Inclusiveness 0%**
  - 2 indicators

The average performance of all municipalities in this field is **40.60%**.



## Field II – Municipal Management

### Year 2016

11 points out of a total of 17 possible points in this field **(64.71%)**.

This field includes three sub-fields:

- **Human Resource Management 100 %**
  - 3 indicators
- **Finance Management and Auditing 0%**
  - 1 indicator
- **Service delivery 100%**
  - 1 indicator

The average performance of all municipalities in this field is **42.62%.**

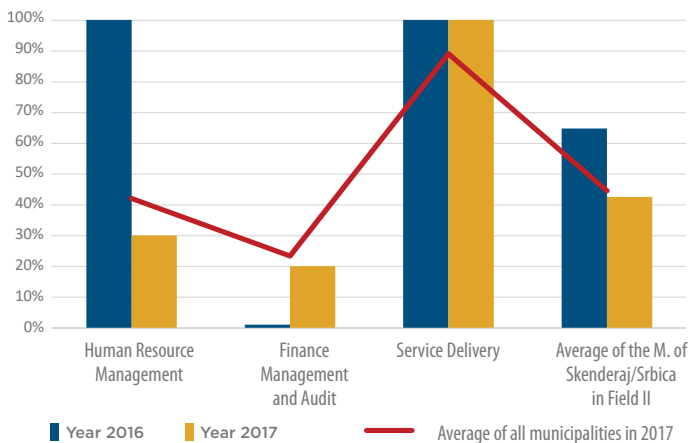
### Year 2017

17 points out of a total of 40 possible points in this field **(42.5%)**.

This field includes three sub-fields:

- **Human Resource Management 30%**
  - 4 indicators
- **Finance Management and Auditing 20%**
  - 5 indicators
- **Service delivery 100%**
  - 3 indicators

The average performance of all municipalities in this field is **44.50%.**



## Field III – Transparency and Integrity

### Year 2016

1 points out of a total of 13 possible points in this field (7.69%).

This field includes two sub-fields:

- Access to information 33.33%
  - 1 indicator
- Integrity 0%
  - 2 indicators

The average performance of all municipalities in this field is **46.76%.**

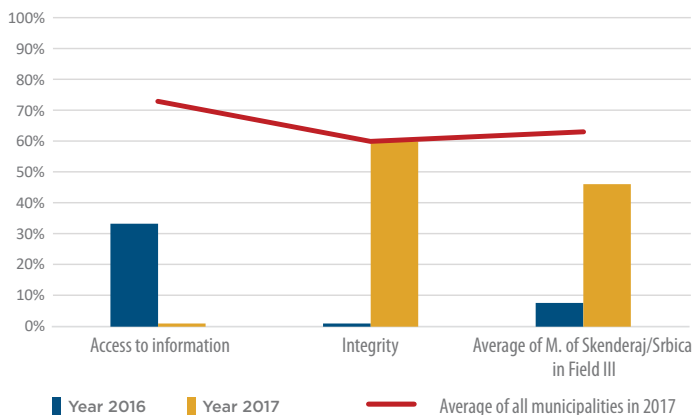
### Year 2017

9 points out of a total of 13 possible points in this field (69.23%).

This field includes two sub-fields:

- Access to information 0 %
  - 1 indicator
- Integrity 60%
  - 2 indicators

The average performance of all municipalities in this field is **63.10%.**



## Democratic Governance (Performance Indicators: 1-10)

Municipality of Skenderaj/Srbica in the field of Democratic Governance has shown poor performance in the following indicators:

**Indicator 3** - Discussions on the municipal performance report by the municipal assembly for the previous year / 0 out of 4

**Indicator 5** - The municipal assembly discusses the findings and recommendations (including the actions plan) of the internal and external audit reports (NAO)/ 0 out of 5

**Indicator 8** - Extent of women participation in public meetings / 0 out of 4

**Indicator 9** - Women in politically appointed positions in municipality / 0 out of 3

Performance in the field of democratic governance is 22.38% lower compared to 2016.

## Municipal Management (Performance Indicators: 11 -22)

Municipality of Skenderaj/Srbica in the field of Municipal Management has shown poor performance in the following indicators:

**Indicator 11** - Implementation of the scheme for distribution of performance appraisals for civil servants / 1 out of 3

**Indicator 13** - Presentation for discussion before the municipal assembly of the annual report of the Municipality's Personnel Office for the previous year/ 0 out of 2

**Indicator 14** - Use of special service contracts (SSC) in compliance with the legislation / 0 out of 3

**Indicator 16** - Financial discipline in payments (payments executed within the legal deadline) / 1 out of 3

**Indicator 17** - Updating the property tax register (resurveying buildings based on legislation / 0 out of 3

**Indicator 18** - Level of property tax collection (paid vs. invoiced tax )/ 0 out of 5

**Indicator 19** - Addressing recommendations with high and medium priority from the NAO / 0 out of 6

The comparison of performance for 2016 and 2017 is not possible due to the large number of frozen indicators for 2016.

## Transparency and Integrity (Performance Indicators: 23-27)

Municipality of Skenderaj/Srbica in the field of Transparency and Integrity has shown poor performance in the following indicators:

**Indicator 24** - Realization of citizens requests for access to public documents / 0 out of 3

**Indicator 26** - Reporting the annual plan of the Integrity Plan before the municipal assembly / 0 out of 4

Performance in the field of Transparency and Integrity was 38.46 higher compared to 2016