





GRANTI I PERFORMANCËS GRANT UČINKA PERFORMANCE GRANT



EVALUATION OF INDICATORS OF THE PERFORMANCE GRANT

MUNICIPALITY OF MUNICIPALITY OF NOVO BRDO/NOVOBĚRDĚ



Republika e Kosovës
Republika Kosova-Republic of Kosovo
Qeveria e Kosovës-Vlada Kosova-Government of Kosova

MINISTRIA E ADMINISTRIMIT TË PUSHITETIT LOKAL
MINISTRASIVO ADMINISTRACIJE LOKALNE SAMOUPRAVE
MINISTRY OF LOCAL GOVERNMENT ADMINISTRATION

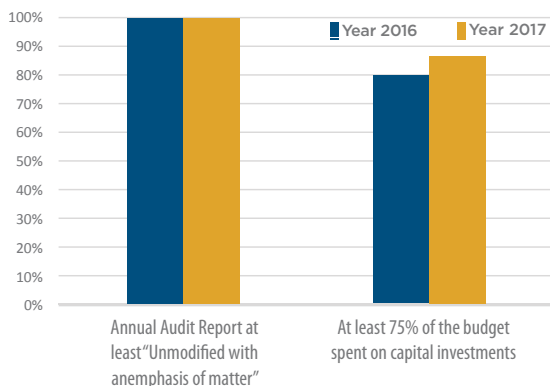


Schweizerische Eidgenossenschaft
Confédération suisse
Confederazione Svizzera
Confederaziun svizra

**Swiss Agency for Development
and Cooperation SDC**

Minimum conditions

The Municipality of Novo Brdo/Novobërdë has qualified for the 2019 Performance Grant. The level of budget spending on capital investments in 2016 was **79.60%**, whereas in 2017 for the same category the level of spending was **87.00%**



Overall performance

Performance of 2016

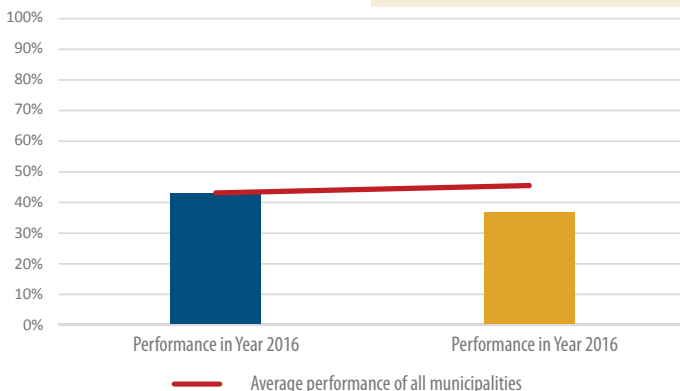
The performance of the Municipality of Novo Brdo/Novobërdë in the 19 assessed indicators is 27 points from a total of 62 points possible (**43.55%**).

The average performance of all municipalities is **43.08%**.

Performance of 2017

The performance of the Municipality of Novo Brdo/Novobërdë in the 24 assessed indicators is 33 points from a total of 90 points possible (**36.67%**).

The average performance of all municipalities is **45.50%**.



Field I – Democratic Governance

Year 2016

15 points out of a total of 32 possible points in this field **(46.88%)**.

This field includes three sub-fields:

- **Role of Municipal Assembly as supervising body 60%**
 - 4 indicators
- **Citizens' participation and consultation 40%**
 - 3 indicators
- **Inclusiveness 28.57%**
 - 2 indicators

The average performance of all municipalities in this field is **45.64%**.

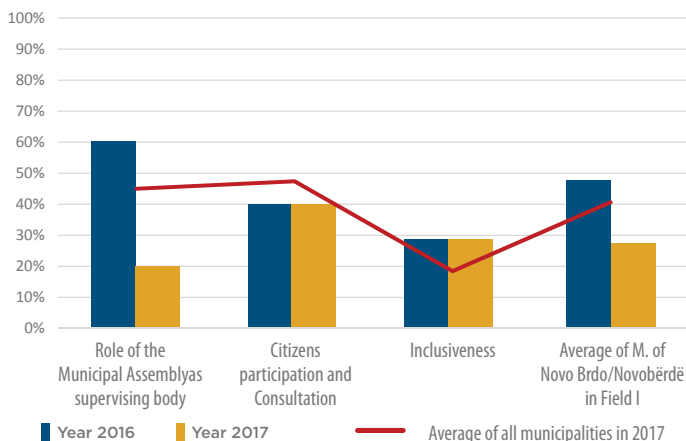
Year 2017

10 points out of a total of 37 possible points in this field **(27.03%)**.

This field includes three sub-fields:

- **Role of Municipal Assembly as supervising body 20%**
 - 5 indicators
- **Citizens' participation and consultation 40%**
 - 3 indicators
- **Inclusiveness 28.57%**
 - 2 indicators

The average performance of all municipalities in this field is **40.60%**.



Field II – Municipal Management

Year 2016

9 points out of a total of 17 possible points in this field **(64.71%)**.

This field includes three sub-fields:

- **Human Resource Management 71.43 %**
 - 3 indicators
- **Finance Management and Auditing 0%**
 - 1 indicator
- **Service delivery 100%**
 - 1 indicator

The average performance of all municipalities in this field is **42.62%.**

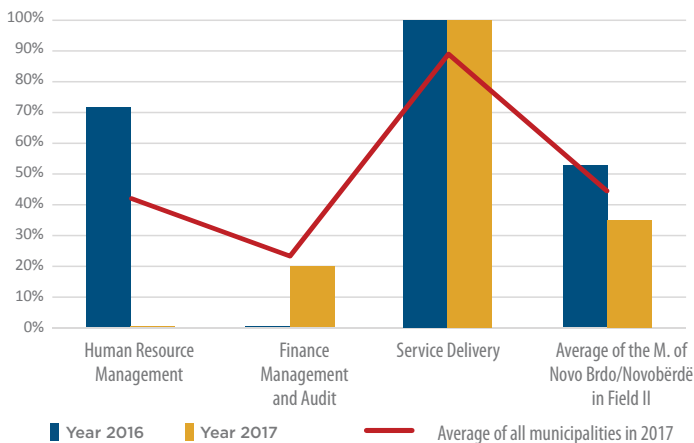
Year 2017

14 points out of a total of 40 possible points in this field **(35%)**.

This field includes three sub-fields:

- Human Resource Management 0%
- 4 indicators
- Finance Management and Auditing 20%
- 5 indicators
- Service delivery 100%
- 3 indicators

The average performance of all municipalities in this field is **44.50%.**



Field III – Transparency and Integrity

Year 2016

3 points out of a total of 13 possible points in this field **(23.08%)**.

This field includes two sub-fields:

- **Access to information 100%**
 - 1 indicator
- **Integrity 0%**
 - 2 indicators

The average performance of all municipalities in this field is **46.76%**.

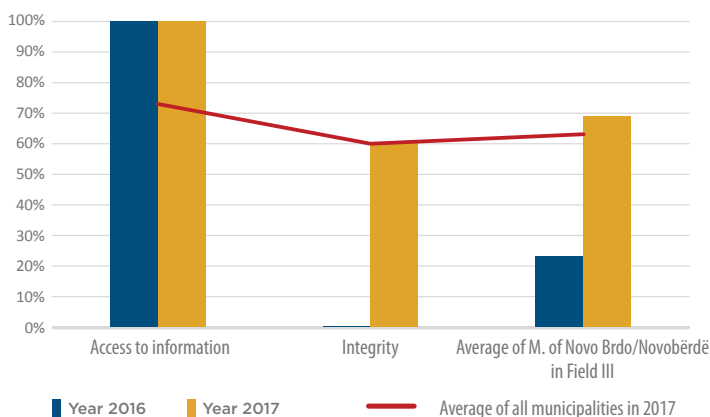
Year 2017

9 points out of a total of 13 possible points in this field **(69.23%)**.

This field includes two sub-fields:

- **Access to information 100%**
 - 1 indicator
- **Integrity 60%**
 - 2 indicators

The average performance of all municipalities in this field is **63.10%**.



Democratic Governance (Performance Indicators: 1-10)

Municipality of Novo Brdo/Novobërdë in the field of Democratic Governance has shown poor performance in the following indicators:

Indicator 2 - Discussing the budget report for the previous year by the Municipal Assembly / 0 out of 5

Indicator 3 - Discussions on the municipal performance report by the municipal assembly for the previous year / 0 out of 4

Indicator 4 - Meetings of the Municipal Assembly attended by the Mayor of the Municipality / 1 out of 3

Indicator 5 - The municipal assembly discusses the findings and recommendations (including the actions plan) of the internal and external audit reports (NAO) / 0 out of 5

Indicator 7 - Acts approved in Municipal Assembly, for which the public was consulted / 0 out of 6

Indicator 9 - Women in politically appointed positions in municipality / 0 out of 3

Performance in the field of democratic governance is 19.85 % lower compared to 2016.

Municipal Management (Performance Indicators: 11 -22)

Municipality of Novo Brdo/Novobërdë in the field of Municipal Management has shown poor performance in the following indicators:

Indicator 11 - Implementation of the scheme for distribution of performance appraisals for civil servants / 0 out of 3

Indicator 12 - Processing vacant jobs positions through HRMIS / 0 out of 2

Indicator 13 - Presentation for discussion before the municipal assembly of the annual report of the Municipality's Personnel Office for the previous year / 0 out of 2

Indicator 14 - Use of special service contracts (SSC) in compliance with the legislation / 0 out of 3

Indicator 15 - Financial discipline in payments (payments executed within the legal deadline) / 1 out of 3

Indicator 17 - Updating the property tax register (resurveying buildings based on legislation) / 0 out of 3

Indicator 18 - Level of property tax collection (paid vs. invoiced tax) / 0 out of 5

Indicator 19 - Addressing recommendations with high and medium priority from the NAO / 0 out of 6

The comparison of performance for 2016 and 2017 is not possible due to the large number of frozen indicators for 2016.

Transparency and Integrity (Performance Indicators: 23-27)

Municipality of Novo Brdo/Novobërdë in the field of Transparency and Integrity has shown poor performance in the following indicators:

Indicator 26 - Reporting the annual plan of the Integrity Plan before the municipal assembly / 0 out of 4

Performance in the field of Transparency and Integrity was 46.15 higher compared to 2016.