


GRANTI I PERFORMANCËS
GRANT UČINKA
PERFORMANCE GRANT



EVALUATION OF INDICATORS OF THE PERFORMANCE GRANT

MUNICIPALITY OF KLOKOT VRBOVAC/KLLOKOT VËRBOVC



Republika e Kosovës
Republika Kosova-Republic of Kosovo
Qeveria e Kosovës-Vlada Kosova-Government of Kosova

MINISTRIA E ADMINISTRIMIT TË PUSHTETIT LOKAL
MINISTRISTVO ADMINISTRACIJE LOKALNE SAMOUPRAVE
MINISTRY OF LOCAL GOVERNMENT ADMINISTRATION

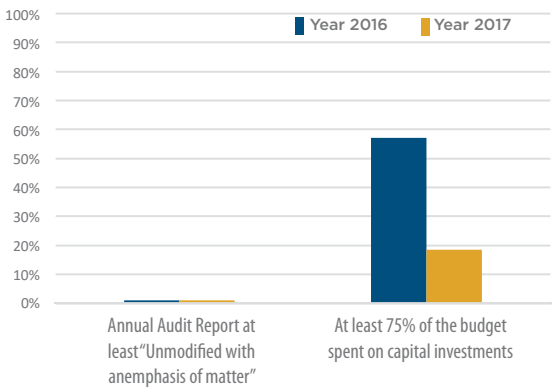


Schweizerische Eidgenossenschaft
Confédération suisse
Confederazione Svizzera
Confederaziun svizra

**Swiss Agency for Development
and Cooperation SDC**

Minimum conditions

The Municipality of Klokot Vrbovac/Kllokot Věrbovc has not qualified for the 2019 Performance Grant. The first minimum condition (audit opinion is at least unmodified with an emphasis of the matter) and the second minimum conditions (the budget spending level for capital investment in 2017 is at least 75%) have not been fulfilled. The regularity audit opinion for 2017 is a qualified opinion with an emphasis of the matter and the municipality has spent **18.40%** of the capital investment budget. The municipality of Klokot Vrbovac/Kllokot Věrbovc did not qualify for the 2016 performance grant for the same reasons. The spending level for the same category was **57.00%**.



Overall Performance

Performance of 2016

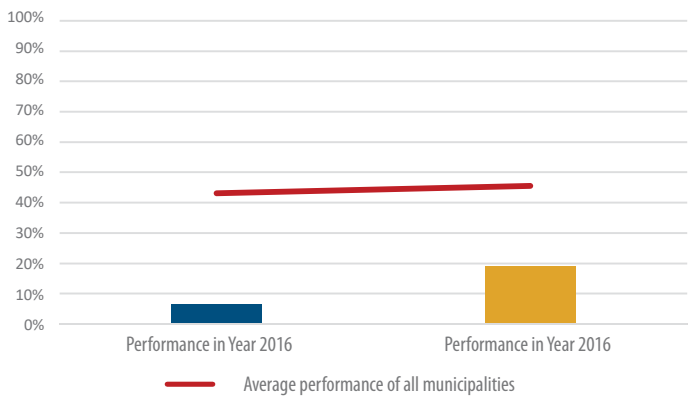
The performance of the Municipality of Klokot Vrbovac/ Kllokot Věrbovc in the 19 assessed indicators is 4 points from a total of 62 points possible **(59.68%)**.

The average performance of all municipalities is **43.08%**.

Performance of 2017

The performance of the Municipality of Klokot Vrbovac/ Kllokot Věrbovc in the 24 assessed indicators is 17 points from a total of 90 points possible **(57.78%)**.

The average performance of all municipalities is **45.50%**.



Field I – Democratic Governance

Year 2016

0 points out of a total of 32 possible points in this field **(59.38%)**.

This field includes three sub-fields:

- **Role of Municipal Assembly as supervising body 0%**
 - 4 indicators
- **Citizens' participation and consultation 0%**
 - 3 indicators
- **Inclusiveness 0%**
 - 2 indicators

The average performance of all municipalities in this field is **45.64%**

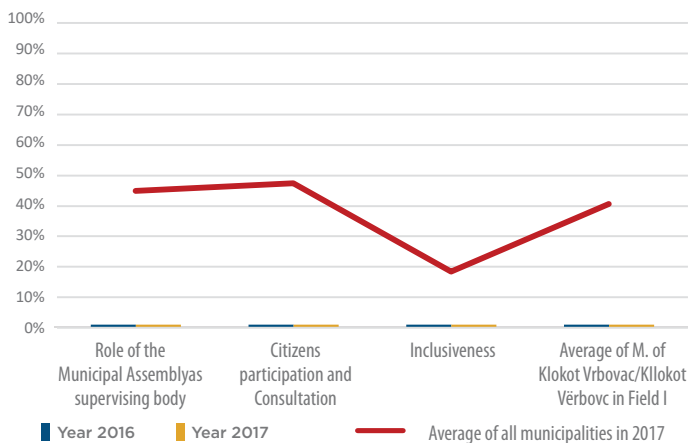
Year 2017

0 points out of a total of 37 possible points in this field **(54.05%)**.

This field includes three sub-fields:

- **Role of Municipal Assembly as supervising body 0%**
 - 5 indicators
- **Citizens' participation and consultation 0%**
 - 3 indicators
- **Inclusiveness 0%**
 - 2 indicators

The average performance of all municipalities in this field is **40.60%**.



Field II – Municipal Management

Year 2016

4 points out of a total of 17 possible points in this field **(23.53%)**.

This field includes three sub-fields:

- **Human Resource Management**
0%
 - 3 indicators
- **Finance Management and Auditing** 0%
 - 1 indicator
- **Service delivery** 100%
 - 1 indicator

The average performance of all municipalities in this field is **42.62%**.

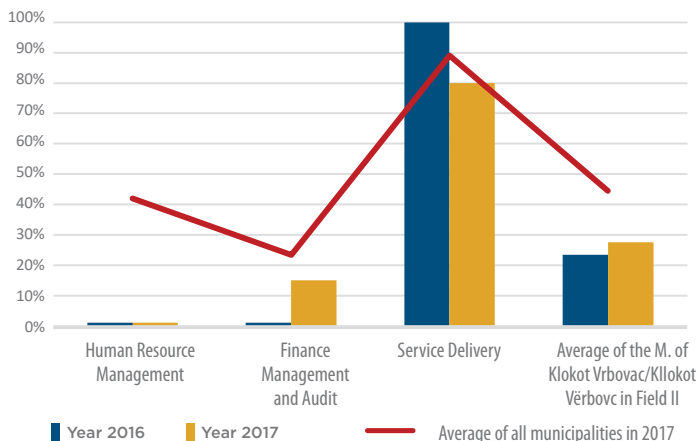
Year 2017

22 points out of a total of 40 possible points in this field **(27.50%)**.

This field includes three sub-fields:

- **Human Resource Management**
0%
 - 4 indicators
- **Finance Management and Auditing** 15%
 - 5 indicators
- **Service delivery** 80%
 - 3 indicators

The average performance of all municipalities in this field is **44.50%**.



Field III – Transparency and Integrity

Year 2016

0 points out of a total of 13 possible points in this field **(69.23%)**.

This field includes two sub-fields:

- **Access to information 0%**
 - 1 indicator
- **Integrity 60%**
 - 2 indicators

The average performance of all municipalities in this field is **46.76%**.

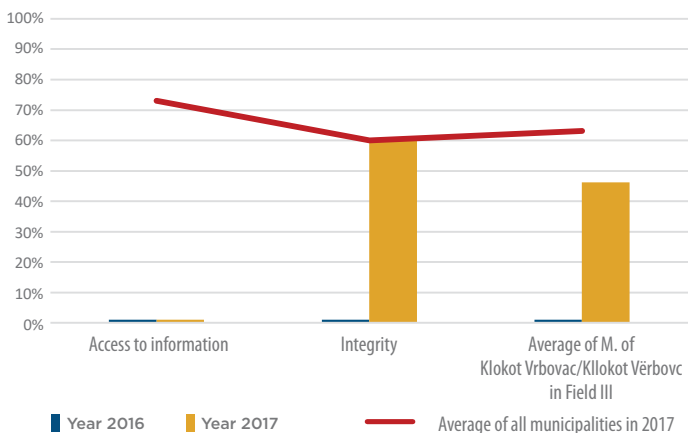
Year 2017

6 points out of a total of 13 possible points in this field **(69.23%)**.

This field includes two sub-fields:

- **Access to information 100%**
 - 1 indicator
- **Integrity 60%**
 - 2 indicators

The average performance of all municipalities in this field is **63.10%**.



Democratic Governance (Performance Indicators: 1-10)

The Municipality of Klokot Vrbovac/Kllokot Vërbovc in the field of Democratic Governance has shown poor performance in all indicators.

Compared to 2016, the performance in the field of democratic governance remains the same.

Municipal Management (Performance Indicators: 11 -22)

The Municipality of Klokot Vrbovac/Kllokot Vërbovc in the field of Municipal Management has shown poor performance in the following indicators:

Indicator 11 - Implementation of the scheme for distribution of performance appraisals for civil servants / 0 out of 3

Indicator 12 - Processing vacancies through the HRMIS / 0 out of 3

Indicator 13 - Presentation for discussion before the municipal assembly of the annual report of the Municipality's Personnel Office for the previous year/ 0 out of 2

Indicator 14 - Use of special service contracts (SSC) in compliance with the legislation / 0 out of 3

Indicator 16 - Financial discipline in payments (payments executed within the legal deadline) /0 out of 3

Indicator 17 - Updating the property tax register (resurveying buildings based on legislation / 0 out of 3

Indicator 18 - Level of property tax collection (paid vs. invoiced tax)/0 out of 5

Indicator 19 - Addressing recommendations with high and medium priority from the NAO / 0 out of 6

Indicator 21 - Project managers are appointed to monitor contract implementation / 1 out of 3

The comparison of performance for 2016 and 2017 is not possible due to the large number of frozen indicators for 2016.

Transparency and Integrity (Performance Indicators: 23-27)

The Municipality of Klokot Vrbovac/Kllokot Vërbovc in the field of Transparency and Integrity has shown poor performance in the following indicators:

Indicator 24 - Realization of citizens requests for access to public documents / 0 out of 3

Indicator 26 - Reporting the annual plan of the Integrity Plan before the municipal assembly / 0 out of 4

Performance in the field of Transparency and Integrity was 46.00% higher compared to 2016.