


GRANTI I PERFORMANCËS GRANT UČINKA PERFORMANCE GRANT



EVALUATION OF INDICATORS OF THE PERFORMANCE GRANT

MUNICIPALITY OF GRAČANICA/GRAÇANICË



Republika e Kosovës
Republika Kosova-Republic of Kosovo
Qeveria e Kosovës-Vlada Kosova-Government of Kosova

MINISTRIA E ADMINISTRIMIT TË PUSHITETIT LOKAL
MINISTRISTVO ADMINISTRACIJE LOKALNE SAMOUPRAVE
MINISTRY OF LOCAL GOVERNMENT ADMINISTRATION

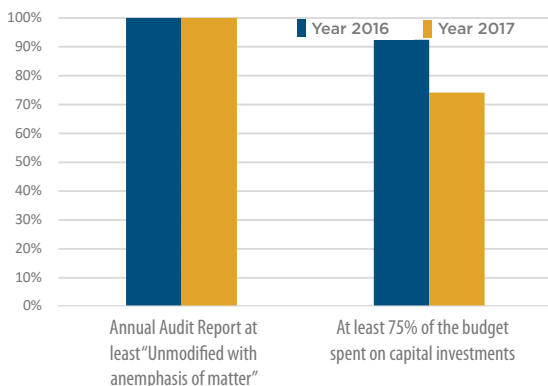


Schweizerische Eidgenossenschaft
Confédération suisse
Confederazione Svizzera
Confederaziun svizra

**Swiss Agency for Development
and Cooperation SDC**

Minimum conditions

The Municipality of Gračanica/Gračanicë has not qualified for the 2019 Performance Grant. The second minimum condition (level of budget spending of at least 75% for capital investments for 2017), has not been fulfilled. The municipality has spent **74.00%** of its budget for capital investments in 2017, whereas in 2016 the level of expenditures for this category was **92.40%**.



Overall performance

Performance of 2016

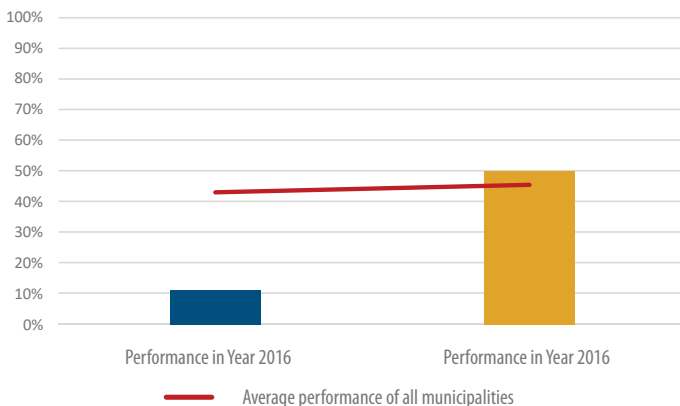
The performance of the Municipality of Gračanica/Gračanicë the 19 assessed indicators is 7 points from a total of 62 points possible (**11.29%**).

The average performance of all municipalities is **43.08%**.

Performance of 2017

The performance of the Municipality of Gračanica/Gračanicë the 24 assessed indicators is 45 points from a total of 90 points possible (**50.00%**).

The average performance of all municipalities is **45.50%**.



Field I – Democratic Governance

Year 2016

0 points out of a total of 32 possible points in this field **(0%)**.

This field includes three sub-fields:

- **Role of Municipal Assembly as supervising body 0%**
 - 4 indicators
- **Citizens' participation and consultation 0%**
 - 3 indicators
- **Inclusiveness 0%**
 - 2 indicators

The average performance of all municipalities in this field is **45.64%**.

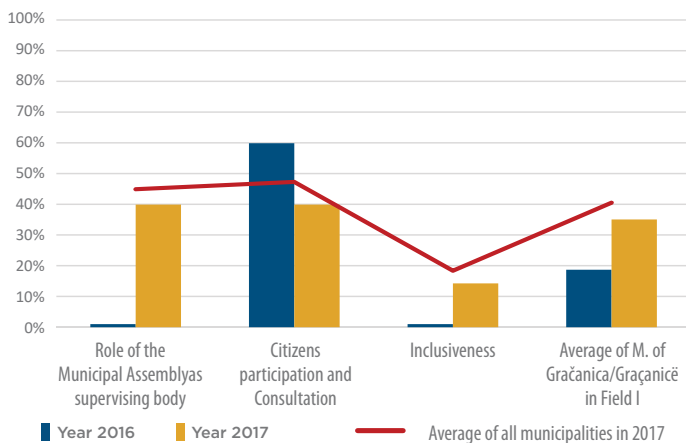
Year 2017

16 points out of a total of 37 possible points in this field **(43.24%)**.

This field includes three sub-fields:

- **Role of Municipal Assembly as supervising body 55%**
 - 5 indicators
- **Citizens' participation and consultation 40%**
 - 3 indicators
- **Inclusiveness 14.29%**
 - 2 indicators

The average performance of all municipalities in this field is **40.60%**.



Field II – Municipal Management

Year 2016

4 points out of a total of 17 possible points in this field **(23.53%)**.

This field includes three sub-fields:

- **Human Resource Management**
0%
 - 3 indicators
- **Finance Management and Auditing** 0%
 - 1 indicator
- **Service delivery** 100%
 - 1 indicator

The average performance of all municipalities in this field is **42.62%**.

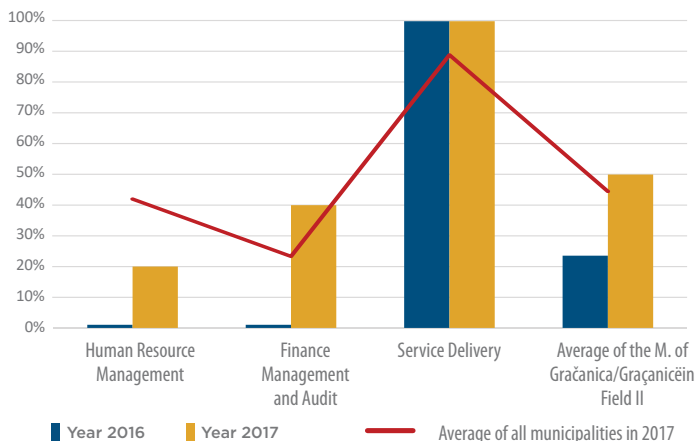
Year 2017

23 points out of a total of 40 possible points in this field **(50.00%)**.

This field includes three sub-fields:

- **Human Resource Management**
20%
 - 4 indicators
- **Finance Management and Auditing** 40%
 - 5 indicators
- **Service delivery** 100%
 - 3 indicators

The average performance of all municipalities in this field is **44.50%**.



Field III – Transparency and Integrity

Year 2016

3 points out of a total of 13 possible points in this field **(23.08%)**.

This field includes two sub-fields:

- **Access to information 100%**
 - 1 indicator
- **Integrity 0%**
 - 2 indicators

The average performance of all municipalities in this field is **46.76%**.

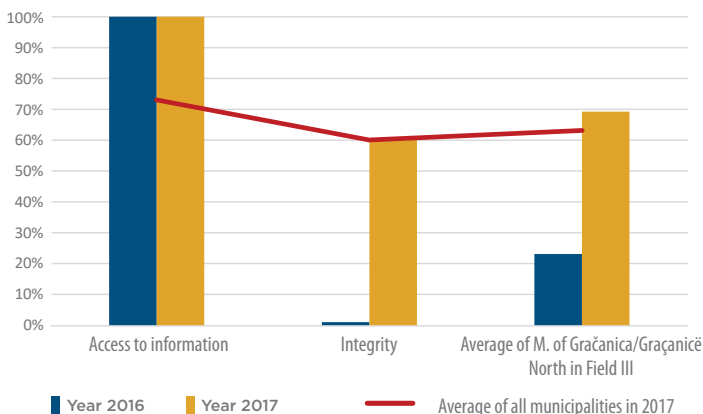
Year 2017

9 points out of a total of 13 possible points in this field **(61.54%)**.

This field includes two sub-fields:

- **Access to information 100%**
 - 1 indicator
- **Integrity 60%**
 - 2 indicators

The average performance of all municipalities in this field is **63.10%**.



Democratic Governance

(Performance Indicators: 1-10)

Municipality of Gračanica/Gračanicë in the field of Democratic Governance has shown poor performance in the following indicators:

Indicator 3 - Discussions on the municipal performance report by the municipal assembly for the previous year/0 out of 4

Indicator 4 - Meetings of the Municipal Assembly attended by the Mayor of the Municipality/1 out of 3

Indicator 7 - Acts approved in Municipal Assembly, for which the public was consulted / 0 out of 6

Indicator 8 - Extent of women participation in public meetings / 0 out of 4

Indicator 9 - Women in politically appointed positions in municipality / 1 out of 3

Performance in the field of democratic governance is 43.24% higher compared to 2016.

Municipal Management

(Performance Indicators: 11 -22)

Municipality of Gračanica/Gračanicë in the field of Municipal Management has shown poor performance in the following indicators:

Indicator 11 - Implementation of the scheme for distribution of performance appraisals for civil servants / 0 out of 1

Indicator 12 - Processing vacancies through the HRMIS / 0 out of 2

Indicator 14 - Use of special service contracts (SSC) in compliance with the legislation / 0 out of 3

Indicator 16 - Financial discipline in payments (payments executed within the legal deadline) / 1 out of 3

Indicator 18 - Level of property tax collection (paid vs. invoiced tax)/1 out of 5

Indicator 19 - Addressing recommendations with high and medium priority from the NAO/0 out of 6

The comparison of performance for 2016 and 2017 is not possible due to the large number of frozen indicators for 2016.

Transparency and Integrity

(Performance Indicators: 23-27)

Municipality of Gračanica/Gračanicë in the field of Transparency and Integrity has shown poor performance in the following indicators:

Indicator 26 - Reporting the annual plan of the Integrity Plan before the municipal assembly / 0 out of 4 points

Performance in the field of Transparency and Integrity was 46.15% higher compared to 2016.